



WORLD  
SKATE

RollArt Calculator

# App Introduction

The RollArt Calculator is a mobile App designed for skaters and coaches. It's main objectives are to help with program design and provide a fast and efficient means of evaluating a program performance in terms of RollArt score.

The App is available on the following platforms:

- **Apple App Store** for iOS devices
- **Google Play** for Android devices
- **Web App** for older devices
- **Mobile simulator** for PC or Mac

The App supports the following Disciplines:

- Freeskating
- Solo Dance
- Couples Dance
- Pairs
- Precision

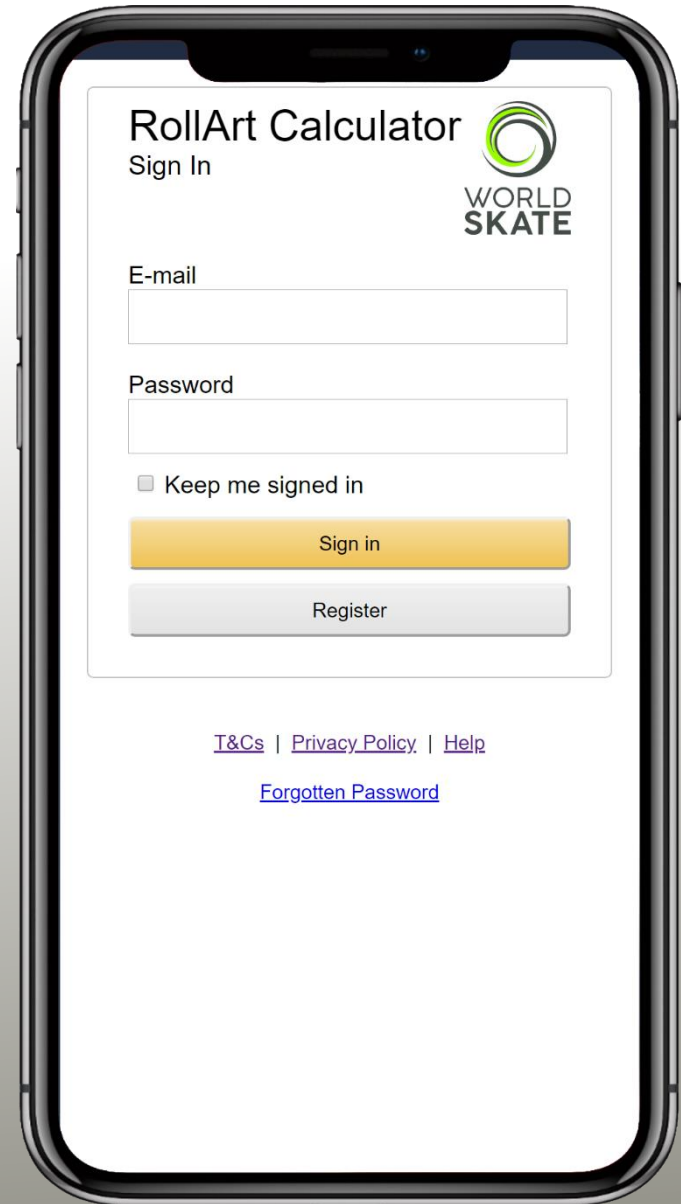
This presentation uses Freeskating as an example but the same process applies to all disciplines.

## Sign In

When you first run the App it will ask you to sign in. This is to make sure that you only see the program calculations that you have created and not those that belong to others.

All calculations are stored securely in the cloud under your own private account and the sign in page helps to keep that secure.

If you don't have an account you may use the Register button to visit the Registration screen and create one.



RollArt Calculator

Sign In

WORLD SKATE

E-mail

Password

☐ Keep me signed in

Sign in

Register

[T&Cs](#) | [Privacy Policy](#) | [Help](#)

[Forgotten Password](#)


## Registration

The Registration screen allows you to create a new RollArt Calculator account. This is where all of your saved calculations will be stored.

When running the App for the first time the registration screen will ask which discipline you are most interested in. This will be the discipline that gets bundled with the App by default.

Further disciplines can be added once you have logged into the App.

RollArt  
Calculator  
Registration



Email

Password

Re-Type Password

Forename  Surname

Mobile Number

Country

Please choose which discipline you would like your App to include using the buttons below. Please note, you may add more disciplines after you have registered:

Freeskating Pairs  
Dance Precision

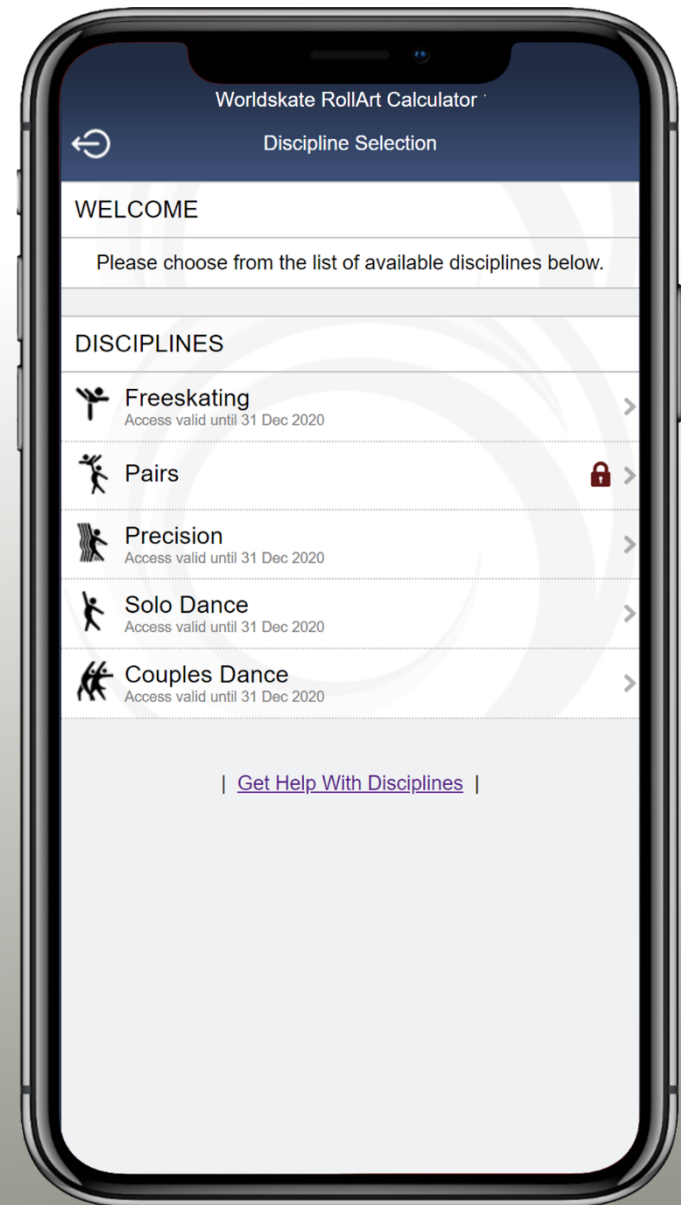
Please help us better understand who is

## Discipline Selection

When you sign in, if you have more than one discipline installed, the App will ask you which one you wish to load.

Disciplines that are not yet installed on your App will be shown with a padlock beside them. These can be added by clicking on them and paying the discipline subscription fee of €3,50 per discipline.

In the example shown to the right, this user has already added the Freeskating, Solo Dance, Couples Dance and Precision disciplines but not Pairs. The Pairs option is therefore shown with a padlock to indicate this.



## Home Screen

Once signed in to the App, you will be presented with the Home screen. This screen provides a summary of information relative to your discipline and your saved program calculations.

At the top, you can switch between disciplines that you have installed.

Following this is a list of the latest news articles that relate to your discipline

Further down you have a list of your 10 most recently saved calculations.

At the bottom you have a navigation bar with icons that allow you to move around the App.



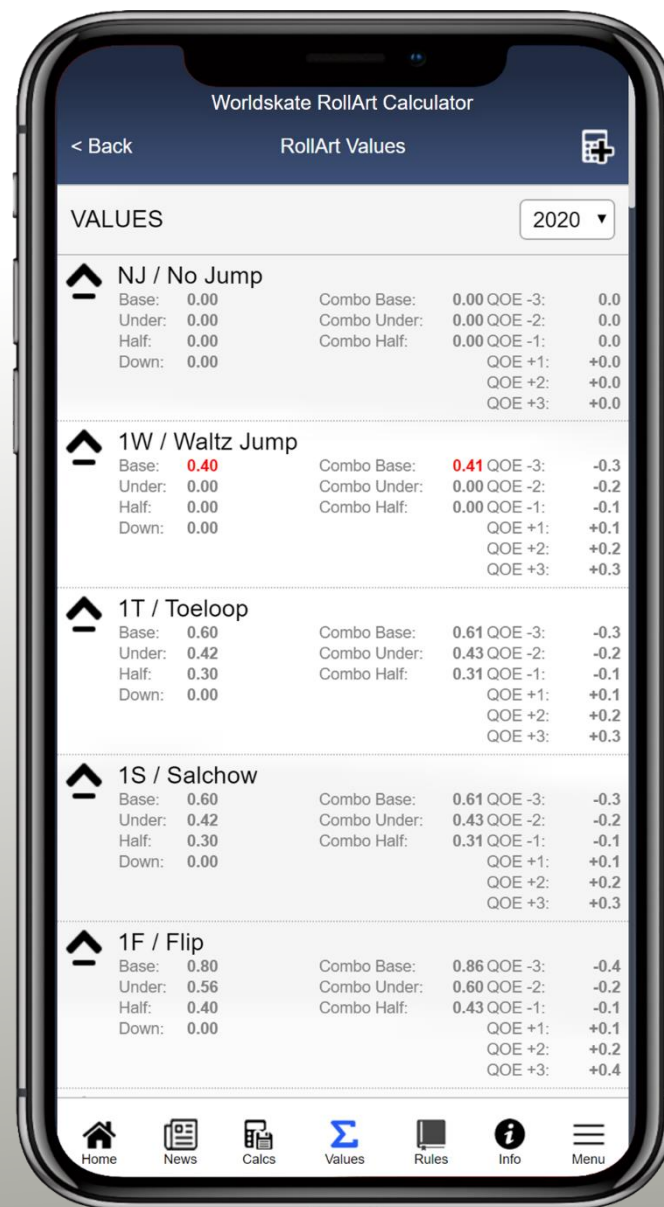
## Values

One of the first useful tools that you will come across is the Values screen. This screen provides a list of every element applicable to your discipline complete with every RollArt value.

This screen shows the following values:

- Base
- Under, Half & Downgraded
- Combo Base
- Combo Under, Half & Downgraded
- QOE Adjustments -3 up to +3

Where something appears in red, it means that the value has changed since the previous year. Clicking on the red value will show you the old and the new value.

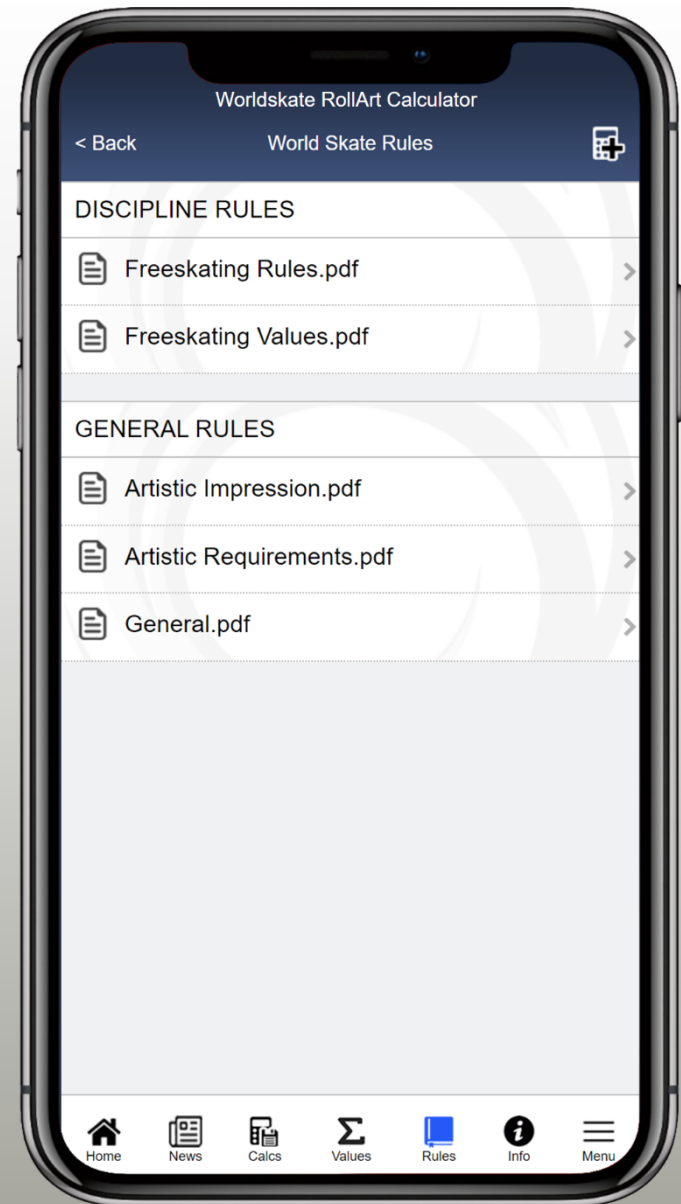


## Rules

The Rules page can be accessed via the Book icon in the App footer and provides quick links straight to the World Skate rules documents.

This is particularly handy as it will filter out documents for the other disciplines leaving just the documents that you are interested in.

The links on this page include the Discipline Rules, Element Values and the general rules that relate to all disciplines.



## Calculation (Details & Rules)

The main screen within the App is the Calculation screen. This allows you to add, edit or delete program calculations.

This screen is split into several sections:

- Program Details
- Program Rules
- Program Scores
- Program Elements

and provides the following navigation tabs:

- Program
- Jumps
- Spins
- Steps
- Artistic Components
- Deductions

Note: Element types differ between disciplines

The screenshot displays the 'Worldskate RollArt Calculator' app interface. At the top, there are buttons for 'Cancel', 'New Calculation', and 'Save'. The main section is titled 'PROGRAM DETAILS' and contains several input fields: 'Skater' (Wendy Smith), 'Age' (Espoir), 'Gender' (Ladies), 'Segment' (Long), 'Description' (Training), and 'Calc Date' (18 Jan 2020). Below this is a 'PROGRAM RULES' section with a toggle switch and a list of rules: 'Program Rules: Duration: 3:15 +/- 10s, Max 10 Jumps [?], Max 2 Jump Combos [?], Axel & Doubles, Max Twice [?], Max 3 Spin Elements [?]; Required Elements: Min 1 Spin Combo Required, Min 1 Combo S Required, Min 1 Solo Spin Required, 1A Required, Min 1 Jump Combo Required, StB, St1, St2 or St3 Required (Max 30s)'. The bottom navigation bar features icons for 'Home', 'Program', 'Jumps', 'Spins', 'Steps', 'Artistic', 'Deduct', and 'Menu'.

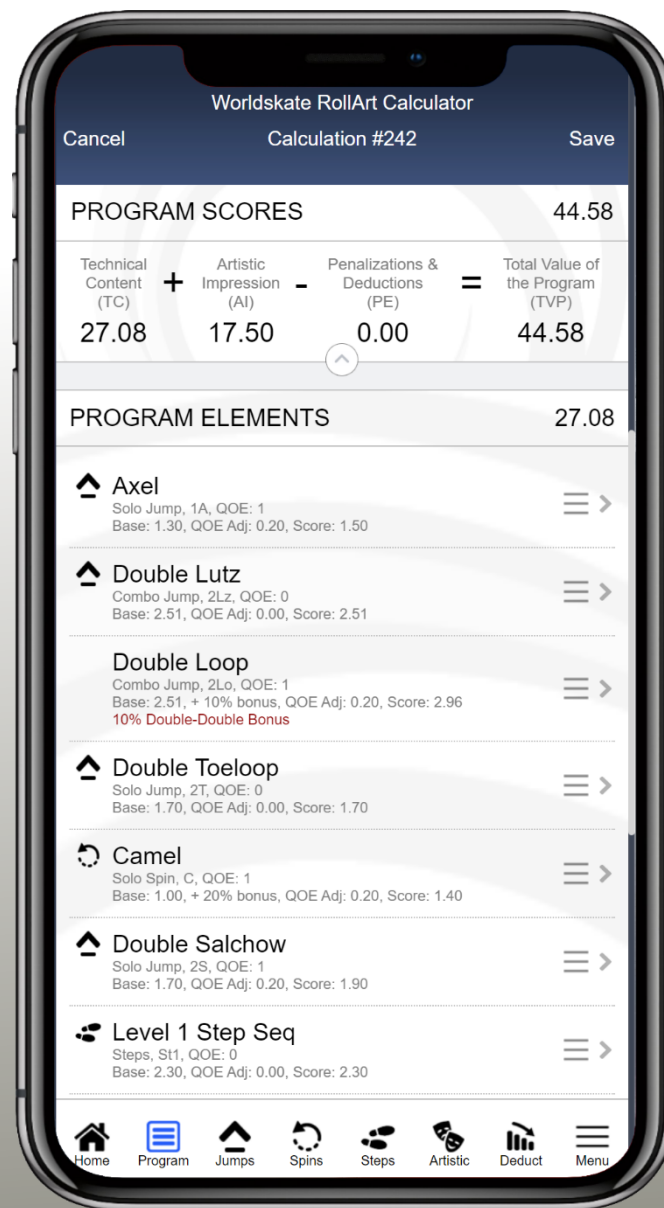
## Calculation (Scores & Elements)

The screen to the right shows the lower half of the Calculation screen which contains the Program Scores and Program Elements sections.

The Program Scores will be added up automatically based on the content of the Program Elements section, Artistic Components tab and the Deductions tab.

Program Elements can be changed by clicking on them within this list. This will take you to the Jump, Spin or Steps tab where you can alter the details of that element.

Elements can be deleted or moved using the triple bar menu icons within the list.



## Calculation (Jumps)

Clicking on the Jumps icon in the bottom navigation bar will load a screen that allows you to describe any Freeskating jump. These can be solo or combination jumps and you are able to provide information on under-rotation and QOE adjustment.

The example to the right shows a Solo Triple Toe Loop which was underrotated. The App will automatically suggest a -1 QOE due to the under rotation but this can be adjusted further if required.

Clicking on the yellow action button will add the element to the Program Elements list for this calculation.

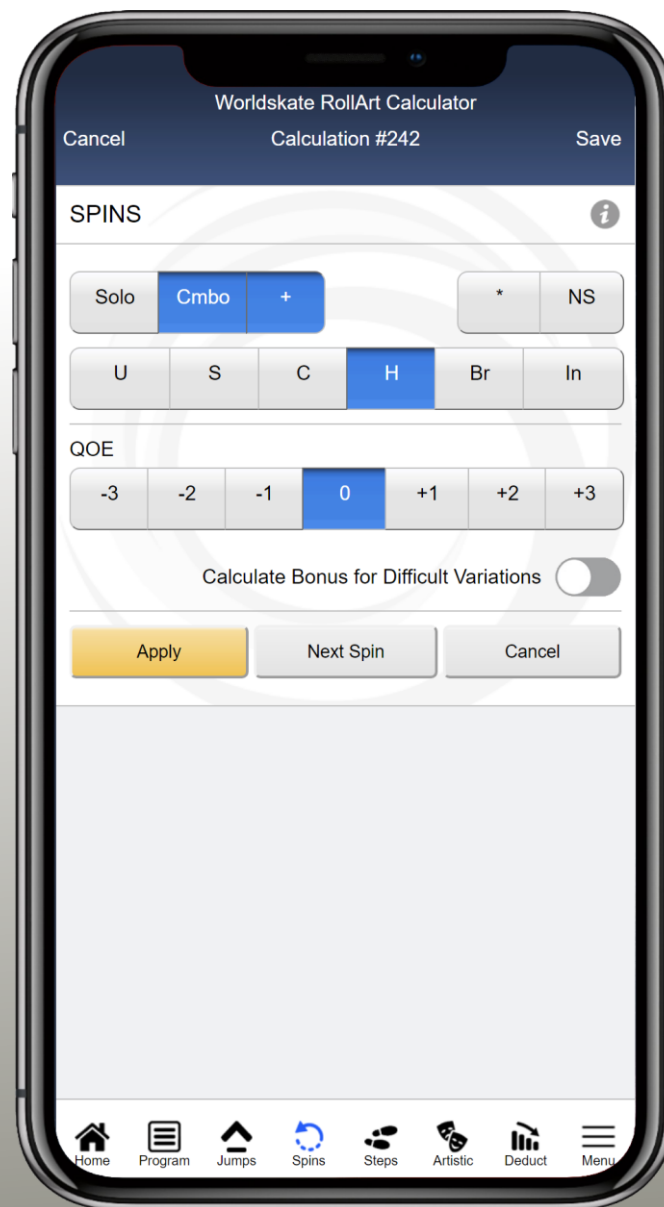


## Calculation (Spins)

Clicking on the Spins icon in the bottom navigation bar will load a screen that allows you to describe any Freeskating spin. These can be solo or combination spins and you are able to provide information about QOE adjustment and difficult variations.

The example to the right shows a Heel spin being entered as the first spin in a combination. A zero QOE has been specified and no difficult variations have been selected in this instance.

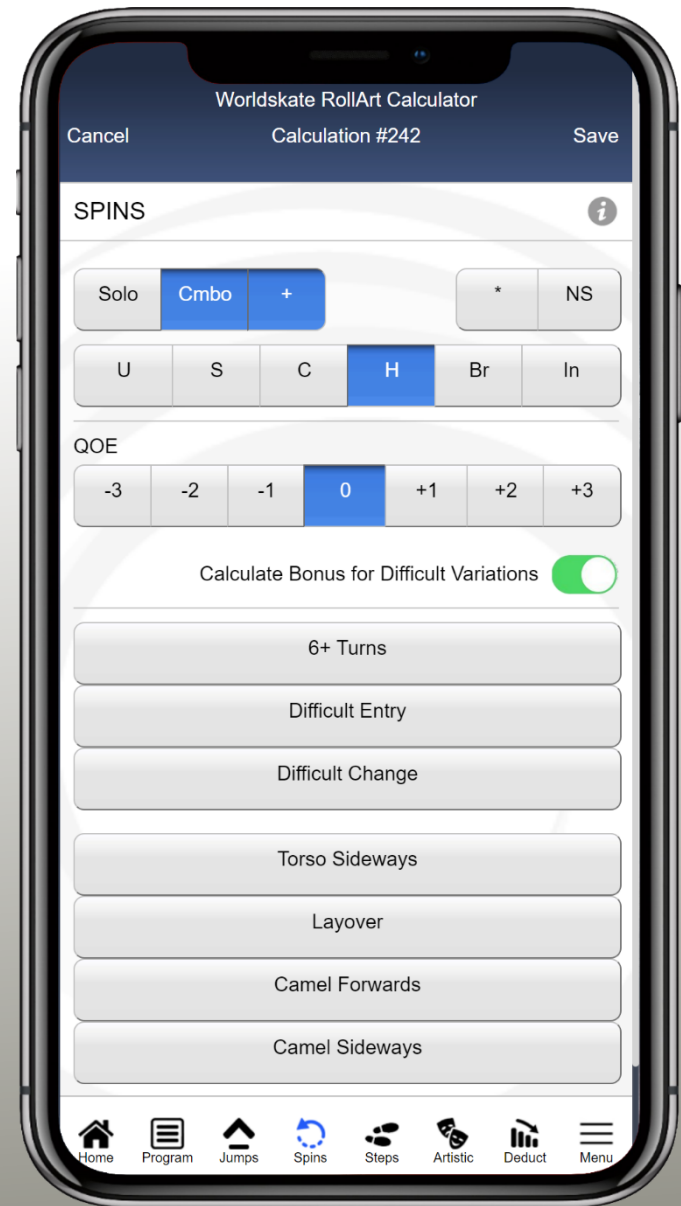
Clicking on the yellow action button will add the element to the Program Elements list for this calculation.



## Calculation (Spins & Difficult Variations)

While entering a spin element, it is possible to describe difficult variations or positions. This will prompt the App to apply the appropriate bonus values to the element when it is added to the Elements list.

The screen to the right shows the green Difficult Variations switch turned on. This displays the variation options applicable to the type of spin being entered. In this case a Heel spin.



## Calculation (Steps)

Clicking on the Steps icon in the bottom navigation bar will load a screen that allows you to describe any Freeskating step sequence. This includes both Step Sequence and Choreo Sequence.

The example to the right shows a Level 1 Step Sequence being entered with a zero QOE.



## Calculation (Artistic Components)

Clicking on the Artistic icon in the bottom navigation bar will load a screen that allows you to specify Artistic Component scores for:

- Skating Skills
- Transitions
- Performance
- Choreography

Using the Whole Number buttons (1 to 10) together with the decimal buttons (0.00 to 0.75) you can specify any score from 0.00 to 10.00 in 0.25 increments.

This screen also contains the program factor which will be set automatically based on the Age, Gender and Segment selected on the Program tab.

The screenshot displays the 'Worldskate RollArt Calculator' app interface. At the top, there's a title bar with 'Cancel', 'Calculation #242', and 'Save' buttons. Below this, the app is divided into four main sections for scoring: 'Skating Skills', 'Transitions', 'Performance', and 'Choreography'. Each section features a row of buttons numbered 1 through 10, and a row of buttons for decimal values: 0.00, 0.25, 0.50, and 0.75. At the bottom of the screen, there is a 'Factor %' dropdown menu currently set to '1.0'. The bottom navigation bar includes icons for 'Home', 'Program', 'Jumps', 'Spins', 'Steps', 'Artistic' (which is highlighted), 'Deduct', and 'Menu'.

## Calculation (Deductions)

Clicking on the Deduct icon in the bottom navigation bar will load a screen that allows you to specify deductions that should be applied to the program.

Missing and Illegal Element values will be set automatically by the App based on the elements entered. The others can be set manually.

This tab also contains the 2020 rules on deductions and penalizations for reference.

The screenshot shows the 'Worldskate RollArt Calculator' app interface. At the top, there are buttons for 'Cancel', 'Calculation #242', and 'Save'. Below this is a section titled 'DEDUCTIONS' with a total value of '0.00'. This section contains six rows, each with a category and a dropdown menu set to '0':

- Falls
- Missing Elements
- Illegal Elements
- Time Violations
- Music Violations
- Costume Violations

Below the deductions is a section titled 'RULES'. It contains a paragraph of text: 'The World Skate rules on deductions have been included below for your reference. Please use the fields above to apply the appropriate deductions to the program based on the rules below.' This is followed by a table with two columns: 'Rule' and 'Value'.

Rule	Value
More than one (1) rotation jump or more than one (1) jump in the footwork sequence	1.0 point
Kneeling or laying on the floor more than once or more than maximum five (5) seconds	1.0 point
Mandatory position in a spin element not attempted	1.0 point
Costume violation (with opinion of judges)	1.0 point
Time of the program less than the minimum	0.5 point

At the bottom of the screen is a navigation bar with icons for 'Home', 'Program', 'Jumps', 'Spins', 'Steps', 'Artistic', 'Deduct', and 'Menu'. The 'Deduct' icon is highlighted.

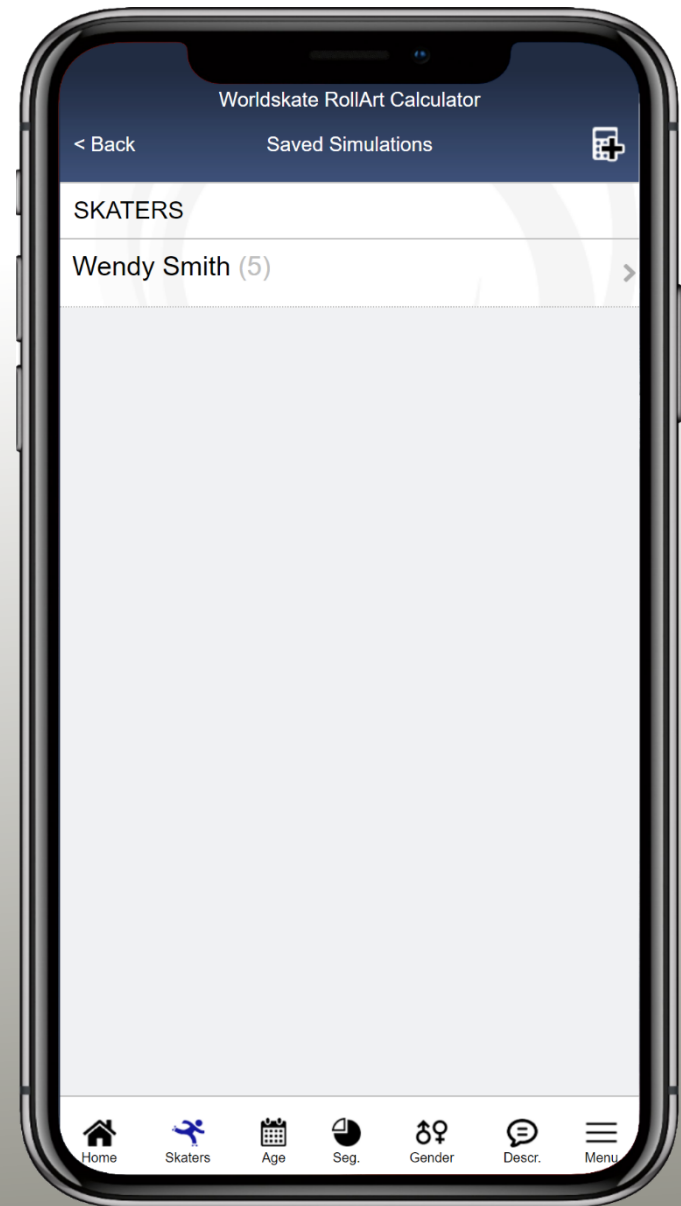
## Saved Calculations

Saving a program calculation will store it safely in your cloud account. You can retrieve saved calculations by clicking on the Calcs icon within the navigation bar on the home screen.

This will list the names of all skaters for whom you have created a calculation.

In the screen to the right, we see a single skater listed and the number beside it indicates that there are 5 calculations saved for this skater.

Clicking on the skater will show the 5 calculations in graph format.



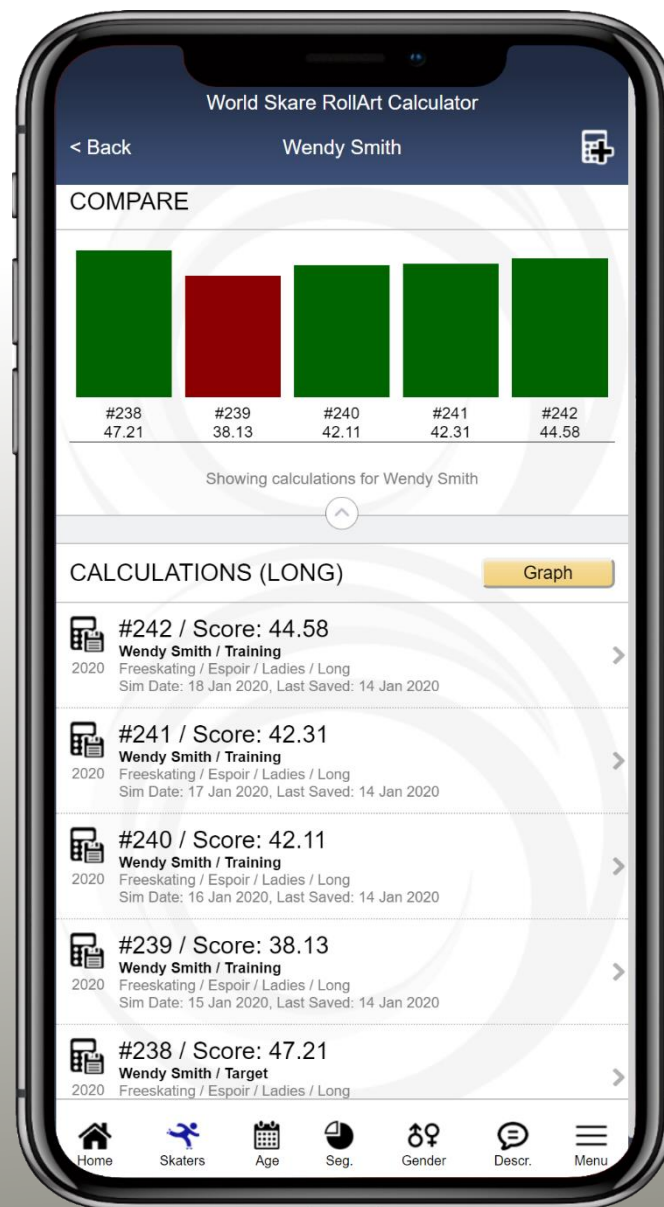
## Saved Calculations (Skater Graph)

You may review saved calculations for a specific skater by clicking on the skater name within the Home > Calcs option.

Skater Calculations are displayed in graphical form for easy comparison. The bars displayed in the screen on the right represent the total scores of each program.

In this example, all of the Long programs are being displayed for a skater named Wendy Smith.

Clicking on a bar or a Calculation within the list will open the Calculations page where it can be viewed in full or amended.



# THANKS!

[www.rollartcalc.com](http://www.rollartcalc.com)



WORLD  
SKATE